

NOTES: UNLESS OTHERWISE SPECIFIED

1. INTERPRET DRAWING IAW THE GLOBAL PROFESSIONAL PUBLICATIONS "DRAWING REQUIREMENTS MANUAL", EIGHTH EDITION.
2. INTERPRET DIMENSIONS AND TOLERANCES IAW ANSI Y14.5M - 1982.
3. INTERPRET ABBREVIATIONS IAW MIL-STD-12.
4. MASS OF CATHODE FULLY ASSEMBLED IS 20 LBS., DRY.

**WARNING:**  
WATER FITTINGS HAVE A CLEAR ID OF .375 INCHES. USING A SLEEVE OR SIMILAR DEVICE INSIDE THE WATER HOSE MAY CAUSE FLUID RESTRICTIONS AND INTERFERENCE WITH THE NORMAL OPERATION OF THE CATHODE AND THEREFORE IS NOT RECOMMENDED.

**WARNING:**  
WATER CHANNELS ARE SYMMETRICAL THROUGHOUT. ORIENTATION OF WATER INLET OR OUTLET IS NOT CRITICAL.

**WARNING:**  
MINIMUM HOSE LENGTH OF 60" IS REQUIRED TO ENSURE RESISTIVITY RELATIVE TO ELECTRICAL GROUND WITHIN 50 KILO OHMS. TEST CABLE WITH AN OHM METER OR OTHER SUITABLE DEVICE BEFORE USE.

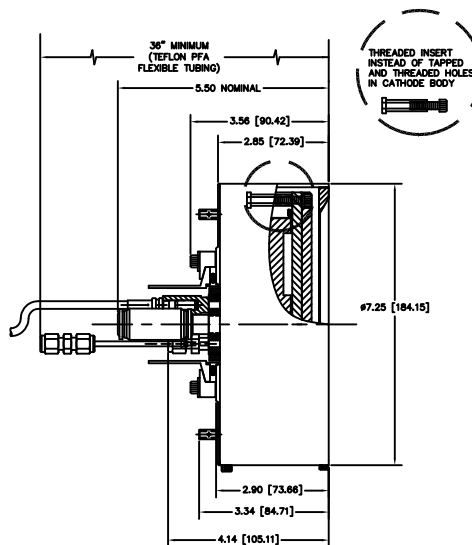
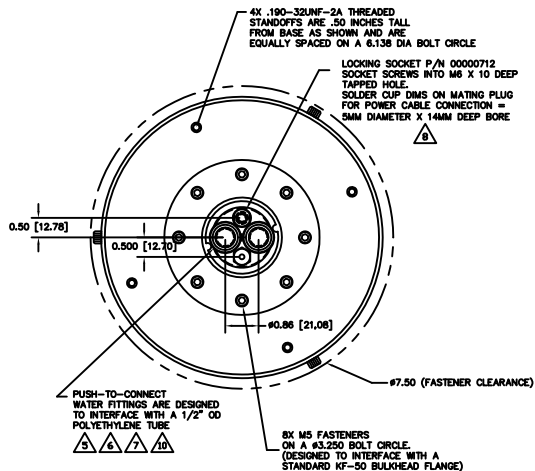
**WARNING:**  
MULTI-CONTACT-USA:  
5560 SKYLANE BLVD.  
SANTA ROSA, CA 95403  
VOICE: (707) 575-7575  
FAX: (707) 575-7375  
INTERNET: WWW.MULTICONTACT-USA.COM  
P/N 05.0201 LOCKING PLUG IS SUPPLIED WITH SOURCE.

**WARNING:**  
FOR PROPER INSTALLATION, OPERATION, AND USE OF THE SUNSOURCE PLANAR MAGNETRON CATHODE(S) SEE MATERIALS SCIENCE, INC. DOCUMENT NUMBER 251092.

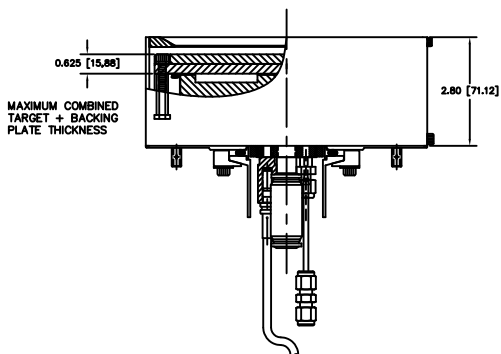
**WARNING:**  
P/N 89040-08 IS AVAILABLE FROM:  
ALPHA TECHNOLOGIES  
520 PREMIER COURT, SUITE 222  
FRANKLIN, TN 37067  
TEL: (615) 771-6650  
HTTP://WWW.ALPHAFITTINGS.COM

**WARNING:**  
GAS FITTING (INCLUDED), SWAGelok IS AVAILABLE FROM:  
HTTP://WWW.SWAGELOK.COM

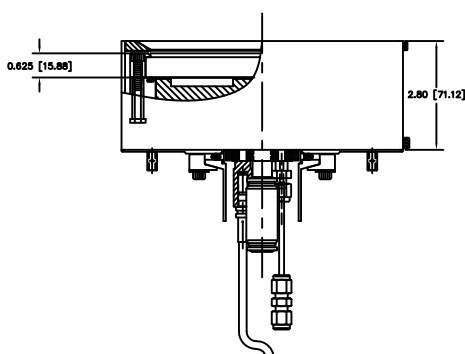
**WARNING:**  
MINIMUM 36" LONG TEFLON PFA LINE REQUIRED (36" INCLUDED WITH SOURCE) FOR SAFE OPERATION. DO NOT USE METAL GAS LINES TO MEET THIS REQUIREMENT - ELECTRICAL ISOLATION IS NECESSARY.



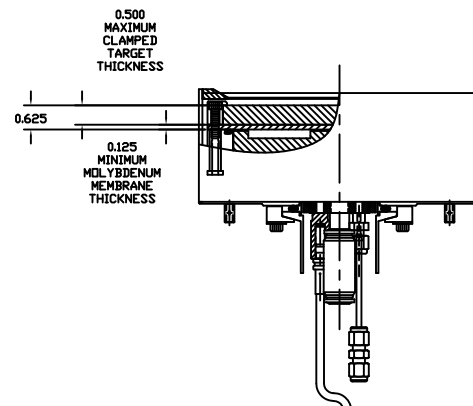
TARGET MOUNTING VARIATIONS



BONDED TARGET ASSEMBLY (-1 ASSY)



DIRECTLY WATER COOLED TARGET (-2 ASSY)



SEMI-PERMANENT MEMBRANE FOR CLAMPED TARGETS (-3 ASSY)

INSTALLATION CONTROL DRAWING

REV	DESCRIPTION	DATE	APP'D
1	INITIAL RELEASE	100827	J. MILLER
GS B	ADDED TARGET VIEWS	110506	J. MILLER
B	ADDED TAPPED HOLE DIM. FOR POWER SOCKET	150203	J. MILLER

QUANTITY FOR ASSEMBLY	CAGE CODE	PART OR IDENTIFYING NO.	NOMENCLATURE OR DESCRIPTION	MATERIAL SPECIFICATION	ZONE	ITEM NO
			APPLICATOR			
			USED ON			
			APPLICATION			

DATE	BY	CHKD	APP'D	REV	DATE	BY	CHKD	APP'D
10/04/97	J. MILLER			1				

MATERIALS SCIENCE, INC. Vacuum and Thin Film Technology		SUNSOURCE, 6" ROUND INTERNAL GEN II, INSERT STYLE	
DATE	10/04/97	REV	1
ISSUE	1/1	DATE	10/04/97
SCALE	1/1	DATE	10/04/97

00002130